

TIMEX®

www.timex.com

W-91

THANK YOU FOR PURCHASING YOUR TIMEX® WATCH.

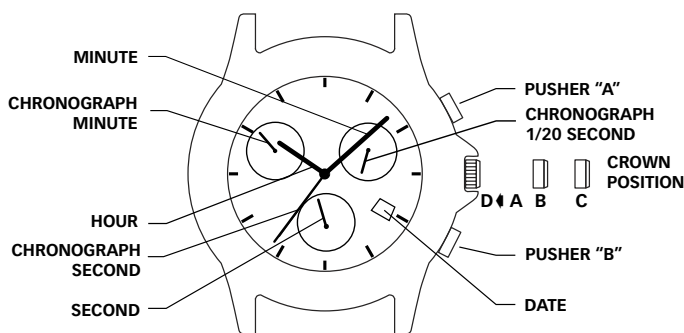
EXTENDED WARRANTY

Available in U.S. only. Extend your warranty for an additional 4 years from date of purchase for \$5. You can pay with AMEX, Discover, Visa or MasterCard by calling 1 800-448-4639 during normal business hours. Payment must be made within 30 days of purchase. Name, address, telephone number, purchase date, and 5-digit model number required. You can also mail a check for \$5 to: Timex Extended Warranty, P.O. Box 1676, Dept. EF, Little Rock, AR 72203.

Please read instructions carefully to understand how to operate your Timex® watch.

Your model may not have all of the features described in this booklet.

BASIC OPERATIONS



- 6 o'clock eye shows seconds.
- 10 o'clock eye shows "minutes elapsed" for chronograph.
- 2 o'clock eye shows "1/20 seconds elapsed" for chronograph.
- Chronograph second hand shows "seconds elapsed" for chronograph.

TIME

To set the time:

1. PULL crown out to "C" position.
2. TURN crown either way to correct time.
3. PUSH crown in to "A" position.

To adjust to a new time zone:

1. PULL crown out to "B" position.
2. TURN crown either way to move the hour hand in hour increments.

CALENDAR

To set the calendar:

1. PULL crown out to "B" position.
2. TURN crown either way to move hour hand. Two complete revolutions relative to the 12 o'clock position will move the date forward or backward. This will correct both date and 24-hour time.
3. PUSH crown in to "A" position.

NOTE: The date changes automatically every 24 hours.

TIMEX®

CHRONOGRAPH**The chronograph is capable of measuring:**

- 1/20 seconds elapsed up to 1 second (2 o'clock eye).
 - Seconds elapsed up to 1 minute (chronograph second hand).
 - Minutes elapsed up to 30 minutes (10 o'clock eye).
- NOTE: Chronograph will operate continuously for 4 hours, after which it will automatically stop and reset.
- NOTE: The hand does not move during chronograph function, the 1/20th seconds are indicated when chronograph is stopped and not yet reset.

BEFORE USING THE CHRONOGRAPH, adjust all the chronograph hands to the "0" or 12-hour positions.

To adjust chronograph hands:

1. PULL crown out to "B" position.
2. PRESS pusher "B" until the hand at the 10 o'clock eye resets to the "30" position.
3. PULL crown out to "C" position.
4. PRESS pusher "A" until the chronograph second hand resets to the "0" or "60" or 12-hour position.
5. PRESS pusher "B" until the hand at the 2 o'clock eye resets to the "0" position.
6. PUSH in Crown to "A" position.

NOTE:

- Make sure the chronograph is stopped and reset before adjusting.
- PRESSING and HOLDING either pusher "A" or "B" for 2 seconds will cause the hands to move continuously until the pusher is released.

Standard chronograph measurement:

1. PRESS pusher "A" to start timing.
2. PRESS pusher "A" to stop timing.
3. PRESS pusher "B" to reset.

Split Time Measurement:

1. PRESS pusher "A" to start timing.
2. PRESS pusher "B" to split.
3. PRESS pusher "B" to resume timing.
4. PRESS pusher "A" to stop timing.
5. PRESS pusher "B" to reset.

INDIGLO® NIGHT-LIGHT

With the crown in the "A" position, PUSH crown to the "D" position. Entire dial will be illuminated. Patented (U.S. pat 4,527,096 and 4,775,964) electroluminescent technology used in INDIGLO® night-light illuminates entire watch face at night and in low light conditions.

NIGHT-MODE® FEATURE**To use NIGHT-MODE® Feature:**

1. PUSH and HOLD Crown to "D" position for 4 seconds to activate NIGHT-MODE® feature (U.S. pat. 4,912,688). PRESSING any pusher will cause the INDIGLO® night-light to stay on for 3 seconds.
2. NIGHT-MODE® feature will last for 8 hours.
3. Or PUSH and HOLD Crown to "D" position for 4 seconds to deactivate NIGHT-MODE® feature.

WATER RESISTANCE

If your watch is water-resistant, meter marking or (☞) is indicated.

Water-Resistance Depth	p.s.i.a. * Water Pressure Below Surface
30m/98ft	60
50m/164ft	86
100m/328ft	160

*pounds per square inch absolute

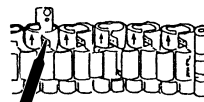
WARNING: TO MAINTAIN WATER-RESISTANCE, DO NOT PRESS ANY BUTTONS UNDER WATER.

1. Watch is water-resistant only as long as lens, push buttons and case remain intact.
2. Watch is not a diver watch and should not be used for diving.
3. Rinse watch with fresh water after exposure to salt water.

BRACELET ADJUSTMENT

BRACELET LINK REMOVAL

Removing Links: Place bracelet upright and insert pointed tool in opening of link. Push pin forcefully in direction of arrow until link is detached (pins are designed to be difficult to remove). Repeat until desired number of links are removed.

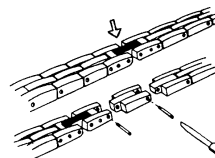


Reassembly: Rejoin bracelet parts. Push pin back into link in opposite direction of arrow. Press pin down securely into bracelet until it is flush.

SOLID LINK BRACELET

Removing Links: Using a very small screwdriver, remove screws by turning counterclockwise. Repeat until desired number of links are removed. Do not remove links adjacent to clasp.

Reassembly: Rejoin bracelet parts and insert screw in end of opening where it was removed. Turn screw clockwise until tight and flush with bracelet.



BATTERY

Timex strongly recommends that a retailer or jeweler replace battery. If applicable, push reset button when replacing battery. Battery type is indicated on caseback. Battery life estimates are based on certain assumptions regarding usage; battery life may vary depending on actual usage.

DO NOT DISPOSE OF BATTERY IN FIRE. DO NOT RECHARGE. KEEP LOOSE BATTERIES AWAY FROM CHILDREN.

TIMEX INTERNATIONAL WARRANTY

(U.S. – LIMITED WARRANTY – PLEASE SEE FRONT OF INSTRUCTION BOOKLET FOR TERMS OF EXTENDED WARRANTY OFFER)

Your TIMEX® watch is warranted against manufacturing defects by Timex Corporation for a period of ONE YEAR from the original purchase date. Timex and its worldwide affiliates will honor this International Warranty.

Please note that Timex may, at its option, repair your watch by installing new or thoroughly reconditioned and inspected components or replace it with an identical or similar model. **IMPORTANT — PLEASE NOTE THAT THIS WARRANTY DOES NOT COVER DEFECTS OR DAMAGES TO YOUR WATCH:**

- 1) after the warranty period expires;
- 2) if the watch was not originally purchased from an authorized Timex retailer;
- 3) from repair services not performed by Timex;
- 4) from accidents, tampering or abuse; and
- 5) lens or crystal, strap or band, watch case, attachments or battery. Timex may charge you for replacing any of these parts.

THIS WARRANTY AND THE REMEDIES CONTAINED HEREIN ARE EXCLUSIVE AND IN LIEU OF ALL OTHER WARRANTIES, EXPRESS OR IMPLIED, INCLUDING ANY IMPLIED WARRANTY OF MERCHANTABILITY OR FITNESS FOR PARTICULAR PURPOSE. TIMEX IS NOT LIABLE FOR ANY SPECIAL, INCIDENTAL OR CONSEQUENTIAL DAMAGES. Some countries and states do not allow limitations on implied warranties and do not allow exclusions or limitations on damages, so these limitations may not apply to you. This warranty gives you specific legal rights and you may also have other rights which vary from country to country and state to state.

To obtain warranty service, please return your watch to Timex, one of its affiliates or the Timex retailer where the watch was purchased, together with a completed original Watch Repair Coupon or, in the U.S. and Canada only, the completed original Watch Repair Coupon or a written statement identifying your name, address, telephone number and date and place of purchase. Please include the following with your watch to cover postage and handling (this is not a repair charge): a US\$ 7.00 check or money order in the U.S.; a CAN\$6.00 cheque or money order in Canada; and a UK£2.50 cheque or money order in the U.K. In other countries, Timex will charge you for postage and handling. NEVER INCLUDE A SPECIAL WATCHBAND OR ANY OTHER ARTICLE OF PERSONAL VALUE IN YOUR SHIPMENT.

For the U.S., please call 1-800-448-4639 for additional warranty information. For Canada, call 1-800-263-0981. For Brazil, call +55 (11) 5572 9733. For Mexico, call 01-800-01-060-00. For Central America, the Caribbean, Bermuda and the Bahamas, call (501) 370-5775 (U.S.). For Asia, call 852-2815-0091. For the U.K., call 44 020 8687 9620. For Portugal, call 351 212 946 017. For France, call 33 3 81 63 42 00. For Germany, call 49 7 231 494140. For the Middle East and Africa, call 971-4-310850. For other areas, please contact your local Timex retailer or Timex distributor for warranty information. In Canada, the U.S. and in certain other locations, participating Timex retailers can provide you with a postage-paid, pre-addressed Watch Repair Mailer for your convenience in obtaining factory service.

©2006 Timex Corporation. TIMEX and NIGHT-MODE are registered trademarks of Timex Corporation. INDIGLO is a registered trademark of Indiglo Corporation in the US. and other countries.